





## Pattern #143 - Morning Star Lap or Bed Quilt

To quilters using this pattern: There is a typo on page 24 in the original pattern, and a new diagram has been added to the cutting instructions on pages 5-8. All of the errors have been fixed in all new printings of this pattern. But if you have the older version of this pattern, this is what you should know:

The border blocks in the quilt use small rectangles that have been cut in half diagonally.  The original instructions are to cut 12 of Fabric #1, and 8 of Fabric #7. Actually, you need to cut 6 of the Fabric #1 diagonally in one direction, and 6 in the opposite direction. The same for Fabric #7: 4 in one direction, and 4 in the opposite direction. The corrections are given below:




Page 5: 

A	B	C
1	1	1

Instead of (12)  $4\frac{1}{4}" \times 7\frac{1}{4}"$  rectangles cut in half diagonally   
you will need (6) cut in half in this direction   
and (6) cut in half in this direction 




Page 6: 

A	B	C
7	7	7

Instead of (8)  $4\frac{1}{4}" \times 7\frac{1}{4}"$  rectangles cut in half diagonally   
you will need (4) cut in half in this direction   
and (4) cut in half in this direction 




Page 7: 

A	B	C
1	1	1

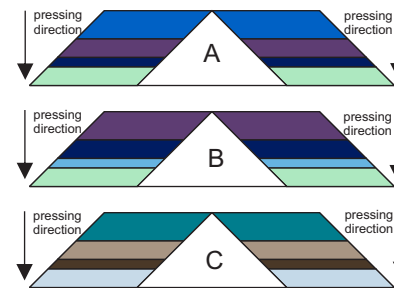
Instead of (12)  $5" \times 8\frac{3}{4}"$  rectangles cut in half diagonally   
you will need (6) cut in half in this direction   
and (6) cut in half in this direction 

Page 8: 

A	B	C
7	7	7

Instead of (8)  $5" \times 8\frac{3}{4}"$  rectangles cut in half diagonally   
you will need (4) cut in half in this direction   
and (4) cut in half in this direction 

Page 24: The typo has been marked in pink.



5. Sew a  $(2\frac{1}{2}" \times 14\frac{3}{4}"$ )  $(3" \times 17\frac{3}{4}"$ ) Fabric #7 right hand parallelogram, a  $(1\frac{1}{2}" \times 13\frac{3}{4}"$ )  $(2" \times 16\frac{3}{4}"$ ) Fabric #4 right hand parallelogram,

Finally, if you are making the Bed Quilt, you will need  $3\frac{1}{8}$  yards of wide backing.